



QLITE ADDRESS

EUROPE

QLITE Ltd, #4, Servernlink, Newhouse,
Farm Industrial Estate, Chepstew, NP16 6UN, UK
T: +44 (0) 1600 77 22 97

INDIA AND ASIA PACIFIC

QLITE Ltd, Office 539-540, Spaze I Tech Park,
Sohna Road, Gurgaon, Haryana, INDIA
T: +91 124 4264701 / 08

MIDDLE EAST & AFRICA

QLITE Ltd, PO Box 120768, Sharjah Intl.
Airport Free Zone, Sharjah, UAE
T: +971 6557 9411

Email Address: sales@qliteglobal.com

QLITE ENIGMA SERIES SWITCHES, SOCKETS & MEDIA HUB



QLITE

QLITE Limited UK is an established company with specialisation in low voltage control system. QLITE designs and manufactures state of the art Guest Room Management System (GRMS), Hotel Room Solutions, Plugin Dimming Controls, Lighting Controls, Home Automation Systems, Daylight Harvesting Systems, Sensors and Wiring accessories.

QLITE is respected and recognised around the world with engineering capabilities to meet any market standards.

SWITCH ON THE SOLUTIONS FOR THE BETTER WORLD

ENIGMA WIRING ACCESSORIES


Mesmerise yourself by the smiling finishes of our Enigma wiring accessories. Synchronise your lifestyle with the demands of your heart & mind. You will find an expression of rare combination in the range of QLITE Enigma wiring accessories. Choose for the natural opulence of black glass, elegant simplicity of cool white, milky white and the passion of champagne gold.

Ideal for anyone looking for any affordable and stylish way to finish their home office or hotel.

QLITE Enigma series switches & sockets are modern, sophisticated and have designer edge, providing special touch of glass to complete any interior. The option on offer are simply myriad, so select the one that capture your heart and set your pulse racing.

SOCKETS

Designed in England, these contemporary sockets will add that final finishing touch to your interiors. Available in various size & styles, in classic white & bold black, there is a socket for every decor.




Stylish glass design

Glow in dark indicator

Hidden screws

BS standard



Soft press

Double pole


British Standard Single Switch Socket Outlet (13 A)	Dual Voltage Shaving Socket Outlet	15A Switch Socket Outlet	Multi Function Socket
---	------------------------------------	--------------------------	-----------------------



QL SSSO BS-WW



QL SSDV-WW



QL 15ASSO-WW



QL MFSO-WW



QL SSSO BS-BB



QL SSDV-BB



QL 15ASSO-BB



QL MFSO-BB

British Standard Double Switch Socket Outlet (13A)




QL DSSO BS-WW



QL DSSO BS-BB

SWITCHES

QLITE light switches are available in cool white and elegant black, so it's easy to co-ordinate them with any color scheme. The smooth screwless fronts are perfect for sophisticated decor, while the large, easy-to-press buttons with glow in the dark indicator makes searching for a light switch in the dark a thing of the past.



Large soft press buttons
Easy press switches

Glow in dark indicator
Locate your light switch at night

Glass panel
Toughend glass surround

Features

- Large easy press rocker switch
- Glass surround
- Concealed screws
- Quick & easy installation
- Modern design
- Easy wipe clean


Specification

- Voltage: 220-240V
- 10Amp
- 1/2 way & intermediate models
- Size: 86 x 86mm
- Fits into a single 25mm back box.
- CE & RoHS Certified


Works with

- LED lamps
- Halogens
- Incandescents
- CFL's
- Fluorescents

1 Gang 2 Way Switch 2 Gang 2 Way Switch 3 Gang 2 Way Switch 1 Gang Nightlight Switch



QL 1G2WS-WW



QL 2G2WS-WW



QL 3G2WS-WW



QL NL01-WW




QL 1G2WS-BB



QL 2G2WS-BB




QL 3G2WS-BB



QL NL01-BB

1 Gang Intermediate Switch 45A Switch 20A DP Switch Fan Regulator Switch



QL 1GIMS-WW



QL 45AS-WW



QL 20AS-WW



QL FRS-WW



QL 1GIMS-BB



QL 45AS-BB



QL 20AS-BB



QL FRS-BB

RETROFIT TOUCH KEY SWITCHES

Retrofit Curtain Control Switch | Technical Specification

1. Idle for operation of AC curtains. (Open, Close, Stop).
2. Rated operating voltage: AC 100-240V, 50/60Hz.
3. Max. loading: < 500 watt.
4. Power consumption: < 0.5 watt.
5. Control: Feather touch and handheld remote.
6. Frequency of remote: 433MHz.
7. Wiring methodology: Live and neutral wiring.
8. Operation of five different devices through single remote.

Retrofit single Channel Dimmer Switch Technical Specification

1. Idle for operation of Incandescent lamp, electronic low-voltage lights.
2. Rated operating voltage: AC 110-240V, 50/60Hz.
3. Max. loading: 25 watt - 500 watt.
4. Quiescent current: 9.3mA.
5. Operating temperature: 0 Celsius to 40 Celsius.
6. Relative humidity: 10% to 93% (Non-condensation).
7. Control: Feather touch and handheld remote.
8. Frequency of remote: 433MHz.
9. Wiring methodology: Live and neutral wiring.
10. Operation of five different devices through single remote.

Retrofit 3 Channel On/off Switch Technical Specification

1. Idle for operation of Incandescent lamp, fluorescent lamp, LED & other available light fixture.
2. Rated operating voltage: AC 110-240V, 50/60Hz.
3. Max. loading: < 500 watt.
4. Power consumption: < 0.5 watt.
5. Operating temperature: 0 Celsius to 40 Celsius.
6. Relative humidity: 10% to 93% (Non-condensation).
7. Control: Feather touch and handheld remote.
8. Frequency of remote: 433MHz.
9. Wiring methodology: Live and neutral wiring.
10. Operation of five different devices through single remote.

OPERATIONS & PROGRAMMING

Retrofit Curtain Control Switch

For operation & programming follow the below simple steps.

1. There are three touch as open (up), stop and close (down).
2. For manual operation pressing up will move the curtain up and vice versa for down.
3. To stop at certain level simply touch the stop button. Also pressing up or down when the curtain is moving in either direction will make the curtain stop.
4. For programming the handheld remote press and hold the open key for five seconds until you hear the beep sound. Then press and hold the open key in the remote for five seconds to hear the beep sound twice, confirming the programming as done.
5. Check the operations through remote.
6. Long press of open key until you hear the beep sound thrice, confirms the deleting of program.

Retrofit Single Channel Dimmer Switch

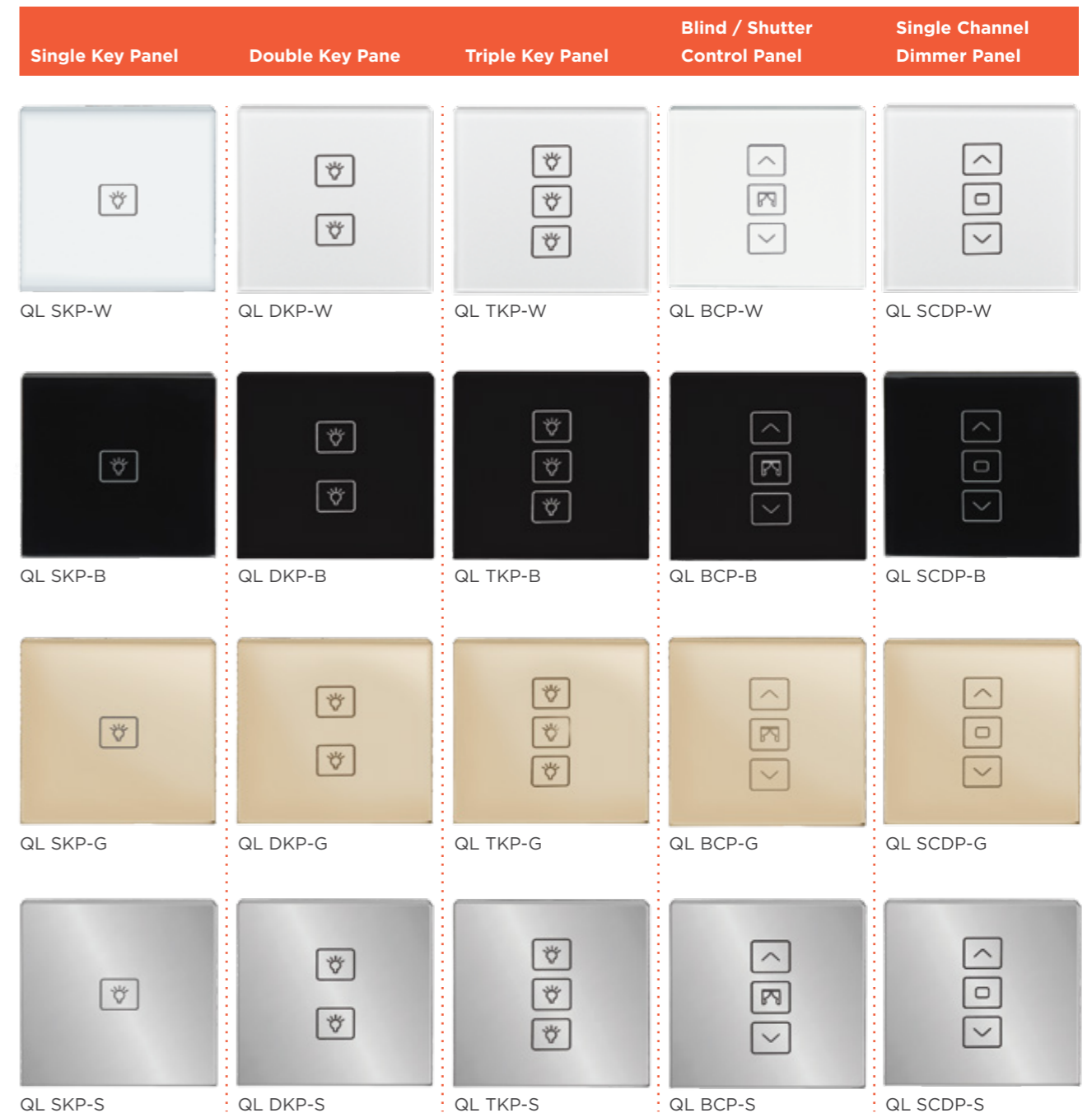
For operation & programming follow the below simple steps.

1. There are three touch buttons as dim up, on/off & dim down.
2. For manual operation press on/off button for testing of particular circuit.
3. For programming the handheld remote press and hold any touch button for five seconds until you hear the beep sound. Then press and hold any key in the remote for five seconds to hear the beep sound twice, confirming the programming as done.
4. Check the operations through remote.
5. Long press of any key until you hear the beep sound thrice, confirms the deleting of program.

Retrofit 3 Channel On/off Switch

For operation & programming follow the below simple steps.

1. There are three touch buttons as on/off.
2. For manual operation press any of three buttons for on/off of particular circuit.
3. For programming the handheld remote press and hold any touch button for five seconds until you hear the beep sound. Then press and hold any key in the remote for five seconds to hear the beep sound twice, confirming the programming as done.
4. Check the operations through remote.
5. Long press of any key until you hear the beep sound thrice, confirms the deleting of program.



TV, TELEPHONE AND DATA OUTLETS

Single TV Outlet		Double TV Outlet		Single Telephone (RJ 11) Outlet		Double Telephone (RJ 11) Outlet	
QL STVO-WW	QL DTVO-WW	QL STLO-WW	QL DTLO-WW	QL STVO-BB	QL DTVO-BB	QL STLO-BB	QL DTLO-BB

Single Data (RJ 45) Outlet		Double Data (RJ 45) Outlet		Telephone (RJ 11) and Data (RJ 45) Outlet		HDMI Outlet		USB Charger Double	
QL SDO-WW	QL DDO-WW	QL DTDO-WW	QL HDMIO-WW	QL USBO-WW	QL SDO-BB	QL DDO-BB	QL DTDO-BB	QL HDMIO-BB	QL USBO-BB

ACCESSORIES (PANELS / MODULES)

Blank Module		Single Panel	
QL BLM-WW	QL BLM-BB	QL SGP-WW	QL SGP-BB

Double Panel	
QL DGP-WW	QL DGP-BB
































Triple Panel	
QL TGP-WW	QL TGP-BB

MEDIA HUB & MODULE INSERTS

MEDIA HUB BOX

IN-DESK HUBS	MODEL	SPECIFICATIONS OF FRME	MAXIMUN CAPACITY OF MODULE
	QL 8MTRA	Standard Model: 8 Modules Plate Size: 334*160mm Base box: 320*148mm Height: 135mm Color: Silver/Black	8
	QL 8MTRB	Standard Model: 8 Modules Plate Width: 152mm Height: 124mm Color: Silver/Black Open way: From Two Side	8
POP-UP TABLE HUB	MODEL	SPECIFICATIONS OF FRME	
	QL 8MTPU	Standard Model: 8 Modules Top Cover Diameter: 125mm Body Length: 245.35mm Top Cover: Stainless Steel, White / Black resin	8
ROTATING HUB	MODEL	SPECIFICATIONS OF FRME	OUTLETS CONFIGURATION
	QL FMTR	Size: 350*110*103 Color: Silver/Black/White	Customizable in Factory
STANDARD HUBS	MODEL	SPECIFICATIONS OF FRME	
	QL FMTR - COM	1*Universal Power Socket + 1*AV + 1*VGA + 2*RJ45 Color: Silver/Black	Customizable in Factory
	QL FMTR - 2	2*Universal Power Socket + 2*CAT5 + 1*HDMI + 1VGA Color: Silver/Black	Customizable in Factory

MODULE INSERTS FOR MEDIA HUB

PRODUCT PICTURE	CODE NO.	SOCKET NAME	PRODUCT PICTURE	CODE NO.	SOCKET NAME
	F1	1 gang switch		F11	RJ11
	F2	1 gang big switch		F12	RJ45(CAT5)
	F3	2 pin socket		F12	RJ45(CAT6, UL certificate)
	F4	3 pin 10A		F13	Audio socket
	F5	3 pin multi function		F14	Video socket
	F6	European socket		F15	TV socket
	F6	European socket (Red Color)		F36	French socket
	F8	American socket		F16	Speaker socket
	F9	BS socket		F17	Hi-fi socket
	F10	Empty plate		F18	ST optical fiber module
	F21	USB		F19	LC optical fiber module
	F22	VGA(Female)		F20	2SC optical fiber module
	F23	VGA(male)		F24	Kalon
	F21-C2	USB charger, 1A, 5VDC		F29B	HDMI
	F21-C3	USB charger, 2.1A, 5VDC		F26	S terminal
				F21-C	USB charger, 2A, 5VDC

QL ENIGMA SERIES ROOM MANAGEMENT SYSTEM

The QL Enigma Series is the QLITE stand-alone series of RMS system. This is ideal as a retrofit solution for existing hotels and for low budget new hotels.

The system does not consist of any low voltage wiring, controllers or programming. It is a simple electrical system installable by trained electricians. It operates fully on 230V AC power. The components of the system can be chosen depending on the requirement. All peripheral devices are customisable for their size, color and icons.

The system modules consist of

- Energy saving key card holder
- Corridor panel
- Service selection panel
- Bedside panel
- Room light control panel

All the service selection, lighting control and display panels are glass touch type with backlit glow icons. These elegant panels elevate the beauty of the room giving feather touch feel of control.

Key Features

- Individual stand alone panels
- Operates on 230V AC power; no control cables required
- Stand-alone system. No need of programmable controllers
- Customisable panels
- Elegant feather-touch panels with backlit logos

Specifications

- Power Supply -230V AC
- Power Requirement - 100mA
- Connector - Non-detachable 3, 4, 5 or 6 pin 3.5mm connector depending on panel
- Switch Type - Capacitive touch
- LED indicators - Backlit dual color LED for status
- Environment - Ambient Temperature : 0°C to 50°C / Relative Humidity : less than 80%
- Safety Regulatory Compliance - CE

Dimensions

86mm (W) x 86mm (H) x 40mm (D) (plates which fit into standard 3" X 3" back box)
172mm (W) x 86mm (H) x 40mm (D) (plates which fit into standard 6" X 3" back box)



Corridor panel



Key card panel



Bedside panel